



inserts:	page
CD 128 poles + ⊕	47
CDD 216 poles + ⊕	60
CQE 92 poles + ⊕	79
CN 48 poles + ⊕	85
CCE 48 poles + ⊕	96
CNE, CSE..... 48 poles + ⊕	97
CSS 48 poles + ⊕	103
CMSE 20+4 (aux) poles + ⊕	122
CMCE 20+4 (aux) poles + ⊕	122
CME 20+4 (aux) poles + ⊕	123
CME 32+4 (aux) poles + ⊕	125
CMCE 32+4 (aux) poles + ⊕	125
MIXO 6 + 6 modules	137-151

insert centre distance:
2 x (104 x 27) mm

bulkhead and surface mounting housings with single lever



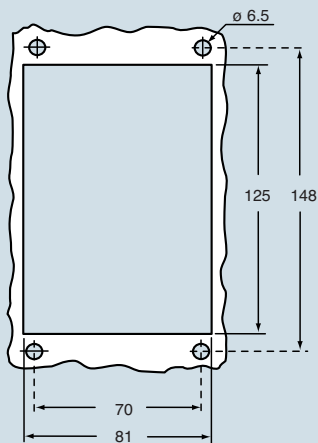
hoods for single lever



description	part No.	entry Pg	part No.	entry M	part No.	entry Pg	part No.	entry M
bulkhead mounting housings with lever	CHI 48 L	---						
bulkhead mounting housings with lever and cover	CHI 48 LS	---						
surface mounting housings with lever and cover	CHP 48 LS29	29 x 1/2	MHP 48 LS40	40 x 1/2				
surface mounting housings with lever and cover	CHP 48 LS	36 x 1/2	MHP 48 LS50	50 x 1/2				
with pegs, side entry					CHO 48 L29	29	MHO 48 L32	32
with pegs, side entry					CHO 48 L	36	MHO 48 L40	40
with pegs, side entry					CHO 48 L42	42	MHO 48 L50	50
with pegs, side entry, without adaptor *					CFO 48 L29	29	MFO 48 L32	32
with pegs, side entry, without adaptor *					CFO 48 L	36	MFO 48 L40	40
with pegs, side entry, without adaptor *					CFO 48 L42	42	MFO 48 L50	50
with pegs, top entry					CHV 48 L29	29	MHV 48 L32	32
with pegs, top entry					CHV 48 L	36	MHV 48 L40	40
with pegs, top entry					CHV 48 L42	42	MHV 48 L50	50
with pegs, top entry, without adaptor *					CFV 48 L29	29	MFV 48 L32	32
with pegs, top entry, without adaptor *					CFV 48 L	36	MFV 48 L40	40
with pegs, top entry, without adaptor *					CFV 48 L42	42	MFV 48 L50	50

* enclosure without adaptor, threaded on the body, to be used only with a complete cable clamp.

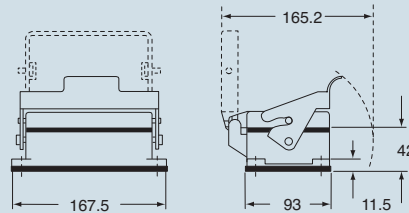
panel cut-out for bulkhead mounting housings in mm



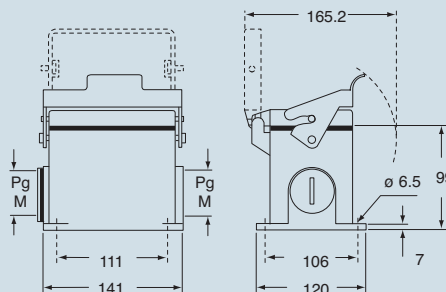
N.B.: the enclosures ensure IP66 protection (or IP65 cover versions) rating when mated and locked with the closing levers. The cover (CS, CP) only ensures mechanical protection, but does not ensure IP65 protection rating.

dimensions in mm

CHI L - LS

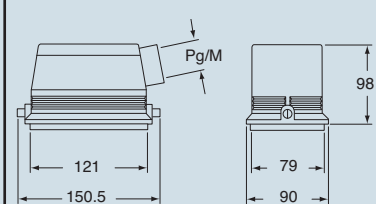


CHP LS and MHP LS

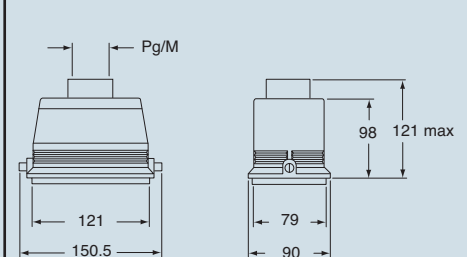


dimensions in mm

CHO/CFO L and MHO/MFO L



CHV/CFV L and MHV/MFV L



dimensions shown are not binding and may be changed without notice